

## PRESS RELEASE

# Government Must Rectify the Accuracy for Mortality Data Instead of Disregarding It

The Coordinating Ministry for Maritime and Investment Affairs, Luhut Binsar Pandjaitan stated that the Indonesian government did not apply mortality rate data as an indicator to conduct evaluation on the Enforcement of Public Activity Restrictions (PPKM) Level 4 and PPKM level 3 in several regions. This was administered due to mortality data that was reported had turned out to be inaccurate because there was input data from accumulation of the number of deaths from several weeks ago.

“In the enforcement of PPKM Level 4 and 3 that will be carried out on 10-16 August 2021, there are 26 cities or regencies which will move from Level 4 to Level 3. This shows the condition on the field has a quite significant improvement. We conducted such evaluation by removing the number of deaths from our assessment indicator because we discovered the input data which came from mortality rate accumulation from the last several weeks that had caused distortion in our evaluation,” said Luhut at the press conference which was broadcasted through Kemenko Marves Youtube channel on Monday (9/82021).

### **Mortality Rate Data as an Indicator for the Pandemic Ramification Should not be Eliminated**

The government’s decision not to use the mortality data in their PPKM Level 4 and 3 evaluation is certainly questionable. That is because the mortality rate is a crucial indicator to assess the effectiveness of the government's management in handling the Covid-19 pandemic.

Data inaccuracies in mortality rate should not be an excuse for the government to ignore that data. By being aware that the mortality rate is inaccurate, the government ought to come up with efforts to revise them so the data would be indeed accurate.

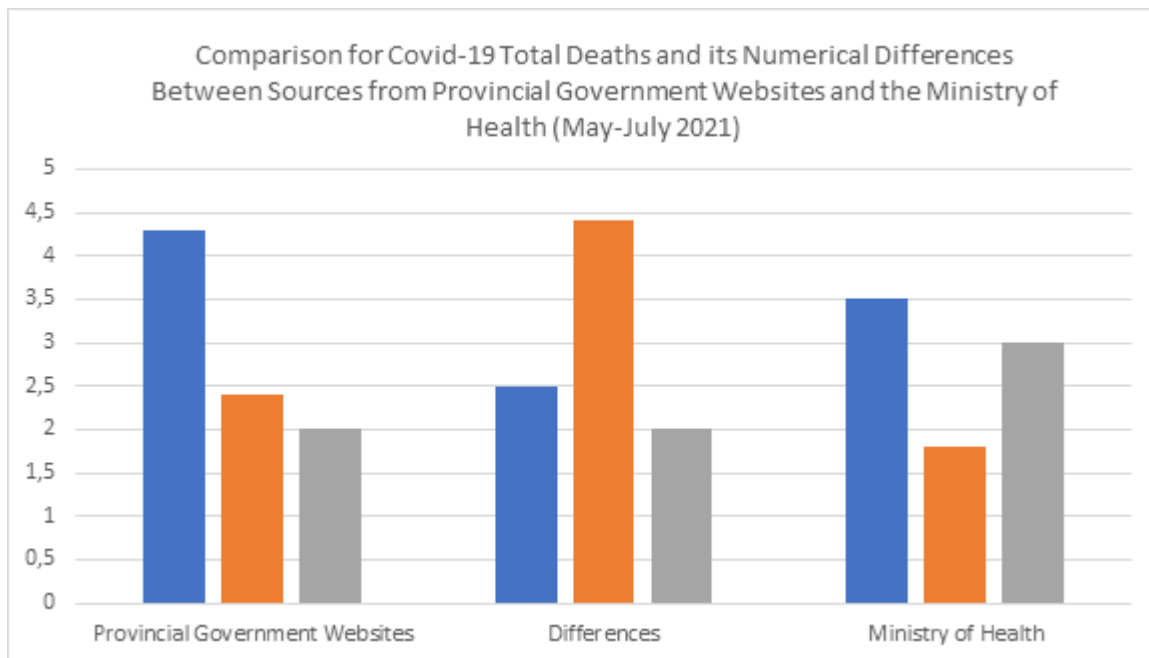
Moreover, the death data that has been disclosed by the government over the course is actually still not enough to describe how tremendous the impact of Covid-19. This is because the number of deaths announced by the central government appeared to be far less compared to the data reported by local governments.

The government should also publish the number of people who died with probable status so that the people can accurately comprehend the existing impact of the ongoing pandemic. Data rectification must be done instead of disregarding the mortality data and not applying them in the evaluation for PPKM Level 4 and 3.

### **Recurring Gaps in Mortality Data Presses for Improvement in Data Collection Technicalities**

Based on the data gathered by LaporCovid19 team, we found that there are more than 19.000 thousands deaths that have been reported by regency/city-level local governments, but not documented within the central government's records. Data from 510 regency/city-level local governments collected by LaporCovid19 team showed that until 7 August 2021, there were about 124.790 people who reportedly died with the status of Covid-19 positive.

Meanwhile, at the same time the sum of Covid-19 positive deaths published by the central government was 105.598 deaths. Therefore, this means between the data from regency/city-level local governments and the central government there is a deviation of 19.192 deaths.

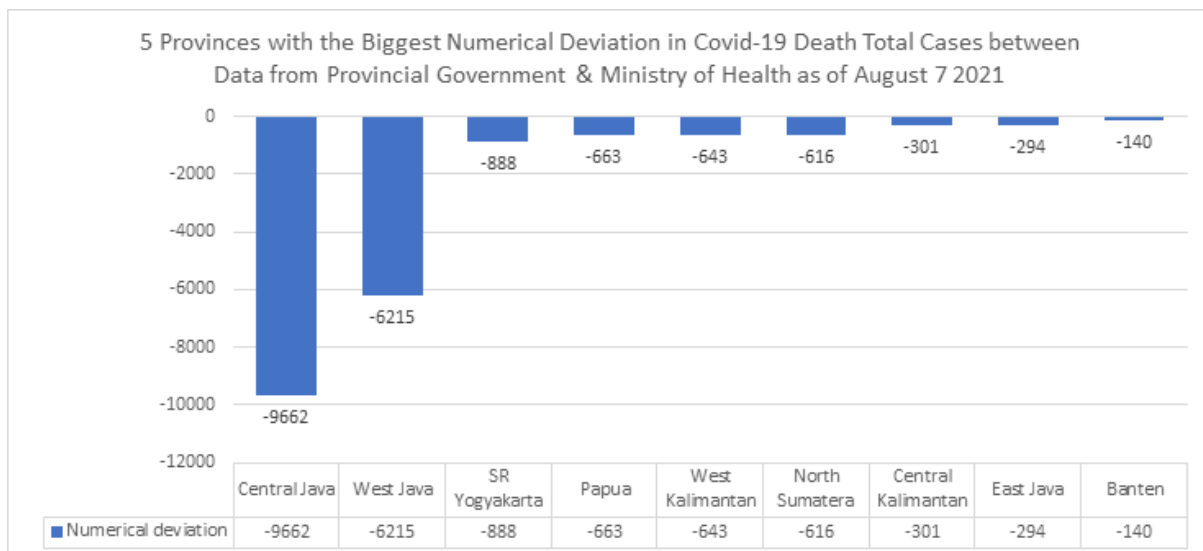


Data for the month of July is from 23<sup>rd</sup>, June is from 23<sup>rd</sup> and May is from 13<sup>th</sup>.

Data source: official city/regency-level government websites (with some from provincial government websites) from all of Indonesia curated by KawalCovid19 and daily reports from Indonesia's Ministry of Health (Kemenkes RI) and then analyzed by LaporData LaporCovid19 Team

If spelled out, below are the 10 provinces with the biggest numerical deviation in the data of Covid-19 positive death cases:

Central Java	-9,662
West Java	-6,215
Special Region of Yogyakarta	-889
Papua	-663
West Kalimantan	-643
North Sumatera	-616
Central Kalimantan	-301
East Java	-294
Banten	-140
West Nusa Tenggara	-112

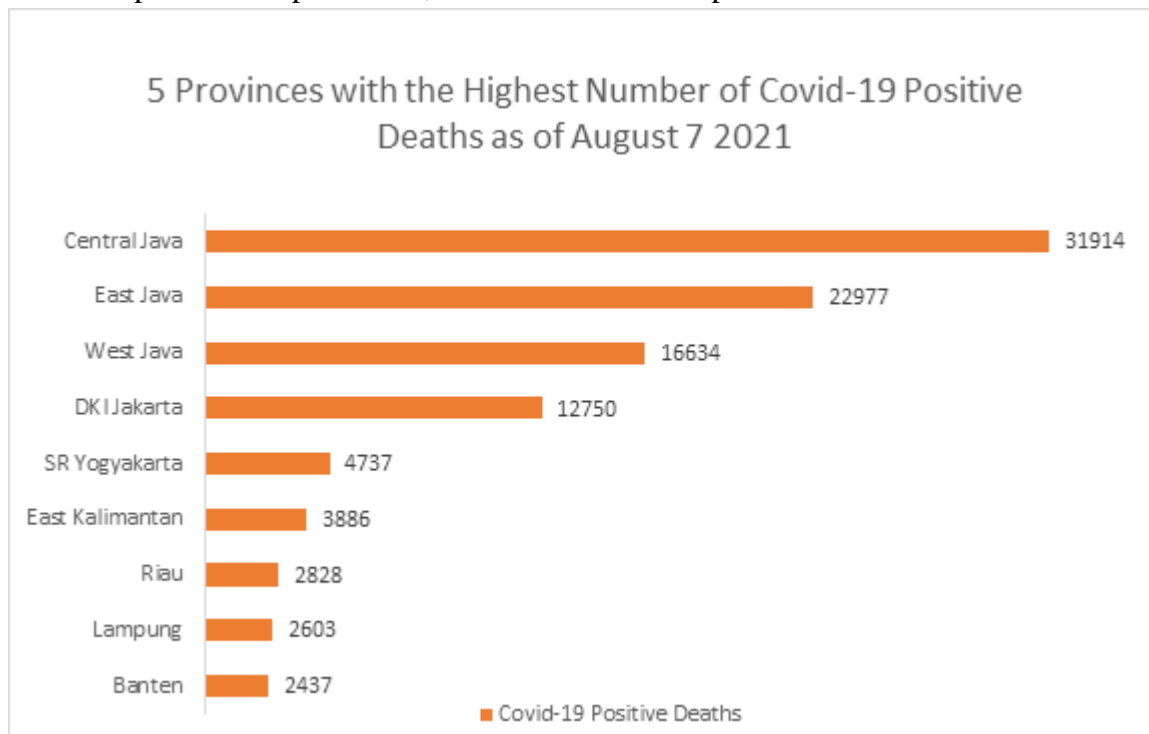


Data source: official city/regency-level government websites (with some from provincial government websites) from all of Indonesia curated by KawalCovid19 and daily reports from Indonesia's Ministry of Health (Kemenkes RI) and then analyzed by LaporData LaporCovid19 Team

As of 7 August 2021, below are the 10 provinces with the highest number of deaths cases:

Central Java	31914
East Java	22797
West Java	16534
DKI Jakarta	12750
Special Region of Yogyakarta	4737
Eastern Kalimantan	3886
Riau	2828
Lampung	2603
Banten	2437
Bali	2385

Those 10 provinces represent 82,5% of total Covid-19 positive deaths cases in Indonesia.

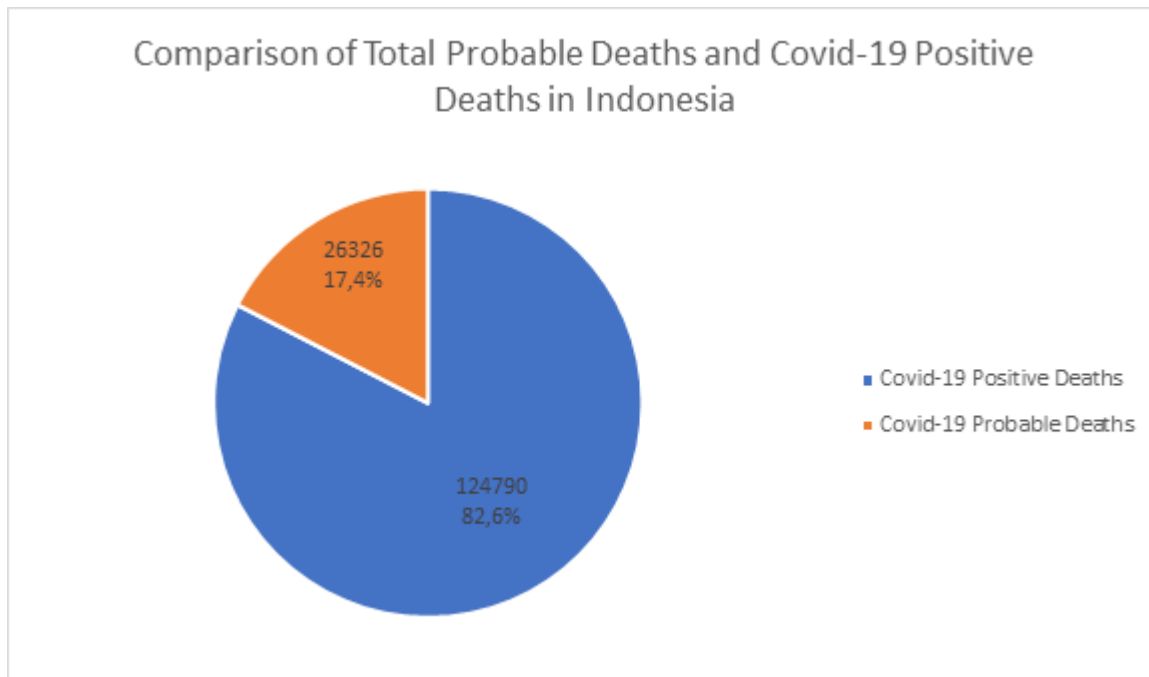


Data source: official city/regency-level government websites (with some from provincial government websites) from all of Indonesia curated by KawalCovid19 and daily reports from Indonesia's Ministry of Health (Kemenkes RI) and then analyzed by LaporData LaporCovid19 Team.

### **Published Death Rate has not Included the Probable Deaths**

The mortality rate that has been published by the government all this time still does not cover the deaths of Covid-19 patients with probable status. Based on the data collected by LaporCovid19, the accumulation for probable deaths in Indonesia at least has reached 26.326 deaths.

Therefore, if the Covid-19 deaths cases are accumulated with the number of probable deaths, the pandemic-related total deaths in Indonesia has reached 151.116 deaths.



Data source: official city/regency-level government websites (with some from provincial government websites) from all of Indonesia curated by KawalCovid19 and daily reports from Indonesia's Ministry of Health (Kemenkes RI) and then analyzed by LaporData LaporCovid19 Team.

### **Death during Self Isolation Keeps on Occurring**

On the other hand, the number of deaths that occurred to the patients outside medical facilities have not been recorded very well within the government's records system. Whereas, based on the data collected by LaporCovid19 team, many patients died whilst going through self-isolation at their own homes or other places.

From early June until 7 August 2021, LaporCovid19 team recorded that at least 3.007 people died outside the medical facilities. The real number of deaths could possibly be even higher because this data only came from 108 cities/regencies within 25 provinces.

Furthermore, at the moment DKI Jakarta is the only province that publishes the death rate of Covid-19 self-isolating patients. Consequently, LaporCovid19 urges other local governments to also publish the death rate data of the self-isolating patients. This transparency is crucial so the people can better understand the impact of the Covid-19 pandemic.

# LaporCovid19

Last updated 7 August 2021

<b>3007 total deaths of self-isolating patients and patients outside medical facilities.</b>				
Total deaths recorded by LaporCovid-19 1277	Total deaths recorded by CSOs and communities 446	Total deaths recorded by local government 1284	Total of traced provinces 25	Total of traced regencies/cities 108
*CSO/communities data source from CISDI				
**data from local government only came from DKI Jakarta Department of Health				

Data source: DKI Jakarta Department of Health, CISDI and data collection by team LaporCovid19 which gathered from chatbot, online news, social media and organizational/personal information.

**Translated by:  
Christie Santara**